

SM300 Electric Hose Skiver Unit

CAPABILITY

- Capable of skiving up to 3 inches either internally or externally

TECHNICAL DATA

- **WEIGHT** 150 lbs. (hose skiver only)
175 lbs. (with optional mobile cart)
- **DIMENSIONS** 29" L x 25" W x 21" H (hose skiver only)
30" L x 29" W x 49" H (with optional mobile cart)



SM300 Electric Hose Skiver Unit is shown with optional accessories

SAP #	Voltage	Phase	Plug	Hertz	Country Approved	PTO Coupling Included	Foot Pedal Included
20687006	110V	1	NEMA L5-15	60	U.S.A	✓	✓

*ID / OD skiving tooling all available á la carte.

SM300 Electric Hose Skiver Unit

The SM300 Electric Hose Skiver Unit has the capacity to skive hoses from 1/2" to 3" either internally or externally. The quick change tooling, carbide cutting inserts and dual arm external skiver make this product an outstanding value.


SM300 Features

ID / OD SKIVING TOOLS

- OD and ID skive depth adjustability is easy and accurate
- OD carbide skiving insert blade has 4 useable cutting surfaces, which can be rotated quickly
- All OD and ID skiving tools are compatible with 300M hand operated skiving tool

BENCH TOP HOSE SKIVER

- The electric hose skiver unit can be mounted on a work bench
- Tool holder can be mounted on a work bench to keep the ID and OD skiving tools organized and readily available



ID skiving tool with high speed steel cutting tool to provide clean ID skiving



OD skiving tool with long lasting carbide inserts have multiple cutting edges to eliminate sharpening



Laser etched scale is designed to help accurately calibrate the skive diameter



Change from OD to ID skiving tool in seconds with PTO coupling



Safety Switch activates and shuts the motor off when the safety shield is opened



Hose skiver unit and the tool holder can be mounted on the optional mobile cart

SM300M Hand Operated Hose Skiver Tool

CAPABILITY

- Capable of skiving up to 3 inches either internally or externally

TECHNICAL DATA

- **WEIGHT** 10 lbs.
- **DIMENSIONS** 14- $\frac{3}{8}$ " L



SAP #	Hand Operated Hose Skiver Model	Country Approved	Powder Coat	PTO Coupling Included
21021146	SM300M	Any	Black	✓

*ID / OD skiving tooling all available á la carte.

EQUIPMENT



Hand Operated Hose Skiver Tool

SM300M Series

SM300M Hand Operated Hose Skiver Tool

The SM300M hand operated hose skiver tool has the capacity to skive hoses from 1/2" to 3" either internally or externally. The quick change tooling, carbide cutting inserts and dual arm external skiver make this product an outstanding value.

SM300M Features

ID / OD SKIVING TOOLS

- OD and ID skive depth adjustability is easy and accurate
- OD carbide skiving insert blade has 4 useable cutting surfaces, which can be rotated quickly
- All OD and ID skiving tools are compatible with the electric hose skiver unit

HAND OPERATED HOSE SKIVER TOOL READY FOR USE


- The hand operated hose skiver tool is easily mounted in a vise and ready for use
- Tool holder can be mounted on a work bench to keep the ID and OD skiving tools organized and readily available



ID skiving tool with high speed steel cutting tool to provide clean ID skiving



OD skiving tool with long lasting carbide inserts have multiple cutting edges to eliminate sharpening




Laser etched scale is designed to help accurately calibrate the skive diameter



Change from OD to ID skiving tool in seconds with PTO coupling



Easily mounted in a vise and ready for use in the work shop



Tool holder is available separately to keep skiving tools organized and readily available