

# VD SERIES

THREADED POPPET COUPLERS European Screw Coupler



The VD Series European Screw Coupler uses a poppet style valve as the sealing mechanism and threads as the mechanical connection, to ensure connection under residual pressure. The highly versatile, rugged design with highly visible O-ring connected marker makes the VD series ideally suited for heavy-duty service conditions and hydraulic systems experiencing pressure spikes or impulses.



Protective Caps & Plugs – page 127

## FEATURES

Size range: 1/4" thru 1 1/4"  
 Port options: BSP, NPT, DIN  
 Interchangeable with German market couplings

- Hardened valve body for impulse applications and friction ring prevents accidental disconnection
- Internal components purposely designed to reduce turbulence
- Metal shoulder to protect the O-ring seal on female coupling

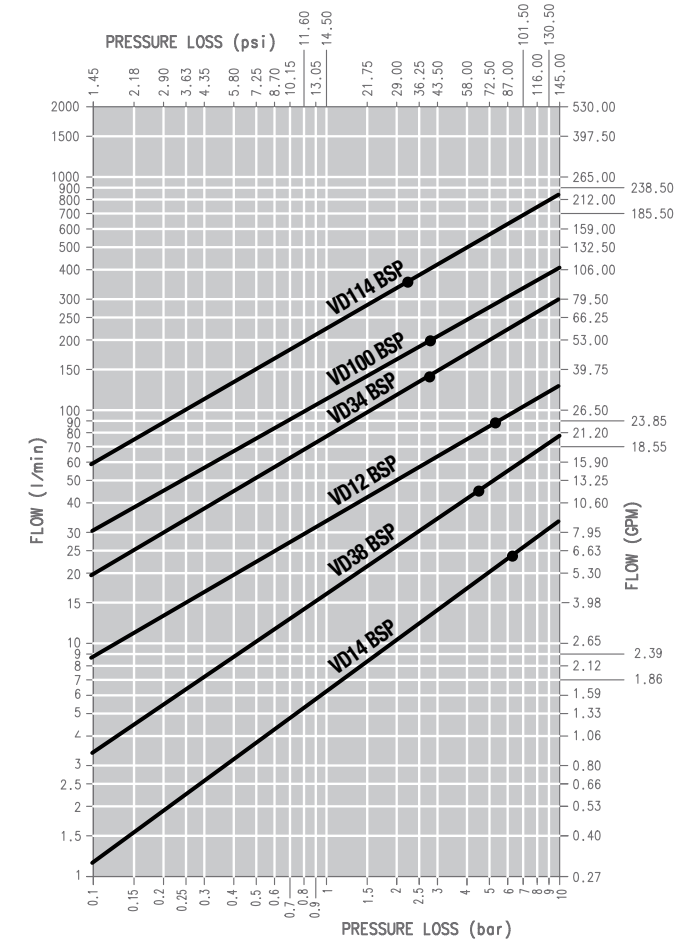
## APPLICATIONS

Ideally suited for hydraulic systems experiencing pressure spikes or impulses

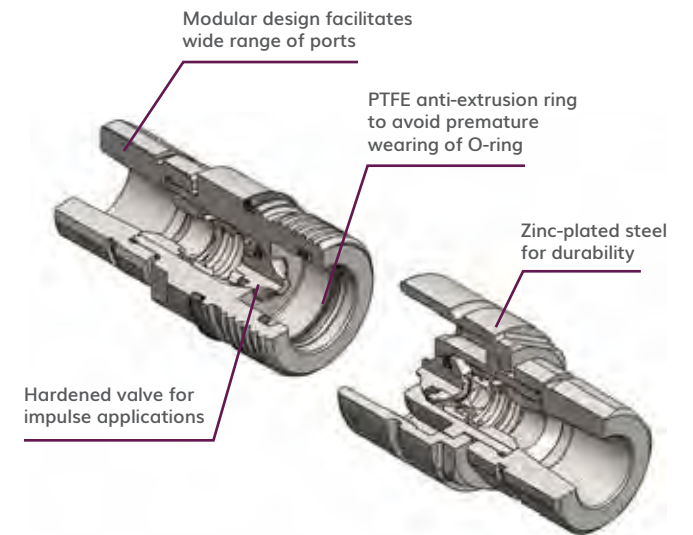
- Serve variety of hydraulic needs in mobile crane, vibratory hammer, oil patch, and industrial plant applications
- Suited for heavy-duty service conditions



## PRESSURE DROP



OIL = ISO VG32, TEMP = 40C, VISCOSITY = 28.8-35.2 MM<sup>2</sup>/S



## PERFORMANCE

DESCRIPTION	SIZE	MAX. WORKING PRESSURE CONNECTED	
		MPa	psi
VD14	1/4	45	6527
VD38	3/8	45	6527
VD12	1/2	40	5801
VD34	3/4	40	5801
VD100	1	30	4351
VD114	1 1/4	30	4351

## VD Series Accessories Protective Caps and Plugs | Color Red

DESCRIPTION	SIZE	ORDER CODE	
		PLUG FOR FEMALE	CAP FOR MALE
VD14	1/4	814900000	814900001
VD38	3/8	814900002	814900003
VD12	1/2	814900004	814900005
VD34	3/4	814900006	814900007
VD100	1	814900008	814900009
VD114	1 1/4	814900010	814900011



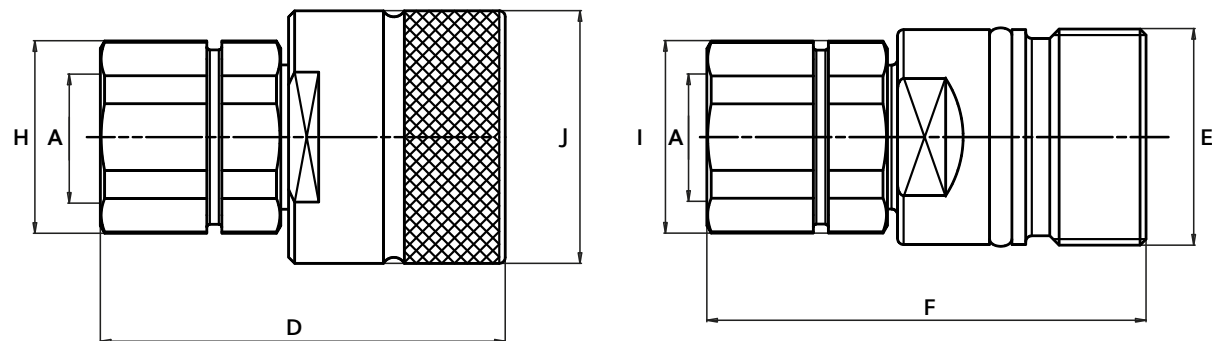
THREADED POPPET COUPLERS

# VD SERIES

THREADED POPPET COUPLERS European Screw Coupler



## SIZE DIAGRAM



DESCRIPTION	BODY SIZE	A	DIMENSION	D	E	F	H	I	J
VD38	3/8	3/8	mm	60.7	28	63.3	24	24	34
			inch	2.39	1.1	2.49	0.94	0.94	1.34
VD12	1/2	1/2	mm	67.3	36	73	32	32	42
			inch	2.65	1.42	2.87	1.26	1.26	1.65
VD34	3/4	3/4	mm	72.5	42	82	40	40	48
			inch	2.85	1.65	3.23	1.57	1.57	1.89
VD100	1	1	mm	82.5	48	99	45	45	55
			inch	3.25	1.89	3.9	1.77	1.77	2.17
VD114	1 1/4	1 1/4	mm	121	70	117.2	61	61	85 / 80*
			inch	4.76	2.76	4.61	2.40	2.40	3.35 / 3.15*

\* Hexagon Sleeve

## VD BSP Thread Screw Poppet Interchange

PART	BODY SIZE	THREAD TYPE	THREAD SIZE	PORT THREAD	ORDER CODE	DESCRIPTION
<b>VD BSP THREAD</b>						
COUPLER	3/8	BSP	1/4	1/4-9	809500008	F. VD38 1/4 BSP
NIPPLE	3/8	BSP	1/4	1/4-9	809500009	M. VD38 1/4 BSP
COUPLER	3/8	BSP	3/8	3/8-19	809500010	F. VD38 3/8 BSP
NIPPLE	3/8	BSP	3/8	3/8-19	809500011	M. VD38 3/8 BSP
COUPLER	3/8	BSP	3/8	3/8-19	809500012	F. VD38 3/8 BSP EST DIN3852-2-A
NIPPLE	3/8	BSP	3/8	3/8-19	809500013	M. VD38 3/8 BSP EST DIN3852-2-A
COUPLER	1/2	BSP	3/8	3/8-19	809500000	F. VD12 3/8 BSP
NIPPLE	1/2	BSP	3/8	3/8-19	809500001	M. VD12 3/8 BSP
COUPLER	1/2	BSP	1/2	1/2-4	809500002	F. VD12 1/2 BSP
NIPPLE	1/2	BSP	1/2	1/2-4	809500003	M. VD12 1/2 BSP
COUPLER	1/2	BSP	1/2	1/2-4	809500004	F. VD12 1/2 BSP EST
NIPPLE	1/2	BSP	1/2	1/2-4	809500005	M. VD12 1/2 BSP EST
COUPLER	3/4	BSP	1/2	1/2-4	809500014	F. VD34 1/2 BSP
NIPPLE	3/4	BSP	1/2	1/2-4	809500015	M. VD34 1/2 BSP
COUPLER	3/4	BSP	3/4	3/4-14	809500016	F. VD34 3/4 BSP
NIPPLE	3/4	BSP	3/4	3/4-14	809500017	M. VD34 3/4 BSP
COUPLER	1	BSP	3/4	3/4-14	809500018	F. VD100 3/4 BSP
NIPPLE	1	BSP	3/4	3/4-14	809500019	M. VD100 3/4 BSP
COUPLER	1	BSP	1	1-11	809500020	F. VD100 1 BSP
NIPPLE	1	BSP	1	1-11	809500021	M. VD100 1 BSP
COUPLER	1 1/4	BSP	1 1/4	1 1/4-11	809500022	F. VD114 1 1/4 BSP
NIPPLE	1 1/4	BSP	1 1/4	1 1/4-11	809500023	M. VD114 1 1/4 BSP
COUPLER	1 1/4	BSP	1 1/2	1 1/2-11	809500024	F. VD114 1 1/2 BSP
NIPPLE	1 1/4	BSP	1 1/2	1 1/2-11	809500025	M. VD114 1 1/2 BSP

## VD NPT Thread Screw Poppet Interchange

PART	BODY SIZE	THREAD TYPE	THREAD SIZE	PORT THREAD	ORDER CODE	DESCRIPTION
<b>VD NPT THREAD</b>						
COUPLER	3/8	NPT	1/4	1/4-18	809501008	F. VD38 1/4 NPT
NIPPLE	3/8	NPT	1/4	1/4-18	809501009	M. VD38 1/4 NPT
COUPLER	3/8	NPT	3/8	3/8-18	809501010	F. VD38 3/8 NPT
NIPPLE	3/8	NPT	3/8	3/8-18	809501011	M. VD38 3/8 NPT
COUPLER	1/2	NPT	3/8	3/8-18	809501000	F. VD12 3/8 NPT
NIPPLE	1/2	NPT	3/8	3/8-18	809501001	M. VD12 3/8 NPT
COUPLER	1/2	NPT	1/2	1/2-14	809501002	F. VD12 1/2 NPT
NIPPLE	1/2	NPT	1/2	1/2-14	809501003	M. VD12 1/2 NPT
COUPLER	3/4	NPT	1/2	1/2-14	809501014	F. VD34 1/2 NPT
NIPPLE	3/4	NPT	1/2	1/2-14	809501015	M. VD34 1/2 NPT
COUPLER	3/4	NPT	3/4	3/4-14	809501016	F. VD34 3/4 NPT
NIPPLE	3/4	NPT	3/4	3/4-14	809501017	M. VD34 3/4 NPT
COUPLER	1	NPT	3/4	3/4-14	809501018	F. VD100 3/4 NPT
NIPPLE	1	NPT	3/4	3/4-14	809501019	M. VD100 3/4 NPT
COUPLER	1	NPT	1	1 11 1/2	809501020	F. VD100 1 NPT
NIPPLE	1	NPT	1	1 11 1/2	809501021	M. VD100 1 NPT
COUPLER	1 1/4	NPT	1 1/4	1 1/4-11 1/2	809501022	F. VD114 1 1/4 NPT
NIPPLE	1 1/4	NPT	1 1/4	1 1/4-11 1/2	809501023	M. VD114 1 1/4 NPT
COUPLER	1 1/4	NPT	1 1/2	1 1/2-11 1/2	809501024	F. VD114 1 1/2 NPT
NIPPLE	1 1/4	NPT	1 1/2	1 1/2-11 1/2	809501025	M. VD114 1 1/2 NPT



Coupler



Nipple

## VD DIN Thread SCHOTT (DIN Bulkhead) | Screw Poppet Interchange

PART	BODY SIZE	THREAD TYPE	PORT SERIES	TUBE OD	THREAD SIZE	ORDER CODE	DESCRIPTION
<b>VD DIN THREAD</b>							
COUPLER	1/2	DIN	FEMALE	22	M22X1.5	809512000	F. VD12 M22X1.5
NIPPLE	1/2	DIN	FEMALE	22	M22X1.5	809512001	M. VD12 M22X1.5
COUPLER	1/2	DIN	L	12	M 18X1.5	809508000	F. VD12 L12
NIPPLE	1/2	DIN	L	12	M 18X1.5	809508001	M. VD12 L12
COUPLER	1/2	DIN	L	15	M 22X1.5	809508004	F. VD12 L15
NIPPLE	1/2	DIN	L	15	M 22X1.5	809508005	M. VD12 L15
COUPLER	1/2	DIN	L	18	M 26X1.5	809508008	F. VD12 L18
NIPPLE	1/2	DIN	L	18	M 26X1.5	809508009	M. VD12 L18
COUPLER	1/2	DIN	L	12	M 18X1.5 SCHOTT	809510000	F. VD12 L12 SCHOTT
NIPPLE	1/2	DIN	L	12	M 18X1.5 SCHOTT	809510001	M. VD12 L12 SCHOTT
COUPLER	1/2	DIN	L	15	M 22X1.5 SCHOTT	809510004	F. VD12 L15 SCHOTT
NIPPLE	1/2	DIN	L	15	M 22X1.5 SCHOTT	809510005	M. VD12 L15 SCHOTT
COUPLER	3/4	DIN	S	16	M 24X1.5	809509014	F. VD34 S16
NIPPLE	3/4	DIN	S	16	M 24X1.5	809509015	M. VD34 S16
COUPLER	3/4	DIN	S	16	M 24X1.5 SCHOTT	809511014	F. VD34 S16 SCHOTT
COUPLER	3/4	DIN	S	20	M 30X1.5 SCHOTT	809511016	F. VD34 S20 SCHOTT
NIPPLE	3/4	DIN	S	20	M 30X1.5 SCHOTT	809511017	M. VD34 S20 SCHOTT
COUPLER	3/4	DIN	FEMALE	22	M 22X1.5	809512002	F. VD34 M22X1.5
NIPPLE	3/4	DIN	FEMALE	22	M 22X1.5	809512003	M. VD34 M22X1.5
COUPLER	1	DIN	S	20	M 30X2	809509018	F. VD100 S20
NIPPLE	1	DIN	S	20	M 30X2	809509019	M. VD100 S20
COUPLER	1	DIN	S	25	M 36X2	809509020	F. VD100 S25
NIPPLE	1	DIN	S	25	M 36X2	809509021	M. VD100 S25
COUPLER	1	DIN	S	30	M 42X2	809509022	F. VD100 S30
NIPPLE	1	DIN	S	30	M 42X2	809509023	M. VD100 S30
COUPLER	1	DIN	S	20	M 30X2 SCHOTT	809511018	F. VD100 S20 SCHOTT
NIPPLE	1	DIN	S	20	M 30X2 SCHOTT	809511019	M. VD100 S20 SCHOTT
COUPLER	1	DIN	S	25	M 36X2 SCHOTT	809511020	F. VD100 S25 SCHOTT
NIPPLE	1	DIN	S	25	M 36X2 SCHOTT	809511021	M. VD100 S25 SCHOTT
COUPLER	1	DIN	S	30	M 42X2 SCHOTT	809511022	F. VD100 S30 SCHOTT
NIPPLE	1	DIN	S	30	M 42X2 SCHOTT	809511023	M. VD100 S30 SCHOTT
COUPLER	1	DIN	S	38	M 52X2 SCHOTT	809511024	F. VD100 S38 SCHOTT
COUPLER	1 1/4	DIN	S	38	M 52X2	809509028	F. VD114 S38
NIPPLE	1 1/4	DIN	S	38	M 52X2	809509029	M. VD114 S38
COUPLER	1 1/4	DIN	S	38	M 52X2 SCHOTT	809511028	F. VD114 S38 SCHOTT
NIPPLE	1 1/4	DIN	S	38	M 52X2 SCHOTT	809511029	M. VD114 S38 SCHOTT

THREADED POPPET COUPLERS