

## Code 61 Flange (SAE J518)

Uni-Crimp™ Style

Dual-Grip Style

### Uni-Crimp™ Style

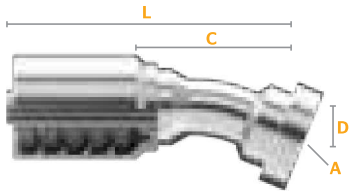
Part Number	Product Number	SAP Number									Skive Type*
			Hose ID	Flange Size	Flange Diameter (A)	mm	Cut-Off (C)	in.	mm	in.	
S6-FL-2424	30320-2424	20307984	1 ½	1 ½	2.37	60.3	2.50	63.5	5.77	146.5	NS
S6-FL-3224	30320-3224	20788102	2	1 ½	2.37	60.3	2.99	76.0	6.92	175.8	NS
S6-FL-3232	30320-3232	20307985	2	2	2.81	71.4	2.76	70.1	6.69	169.9	NS
S6-FL-3240	30320-3240	20788103	2	2 ½	3.31	84.1	2.61	66.3	6.54	166.1	NS

\*NS=Non-Skive

### Dual-Grip Style

Part Number	Product Number	SAP Number	Hose ID	Flange Size	Flange Diameter (A)		Cut-Off (C)		Length (L)		Skive Type*
					in.	mm	in.	mm	in.	mm	
DG-FL-2424	16320-2424	20242554	1 ½	1 ½	2.37	60.3	1.77	45.0	5.81	147.5	DG
DG-FL-2432	16320-2432	20242298	1 ½	2	2.81	71.4	2.22	56.5	6.26	159.0	DG
DG-FL-3232	16320-3232	20242526	2	2	2.81	71.4	2.17	55.0	6.54	166.0	DG

\*DG=Dual-Grip



## Code 61 Flange (SAE J518)

22.5° Elbow

Part Number	Product Number	SAP Number										Skive Type*	
			Hose ID	Flange Size	Flange Diameter (A)	mm	Drop (D)	in.	mm	in.	mm		
S6-FL22-3232	30330-3232	20788100	2	2	2.81	71.4	0.866	22.0	5.709	145.0	9.637	244.8	NS

\*NS=Non-Skive

## FITTINGS



## Section 3 S6 + DG Fittings

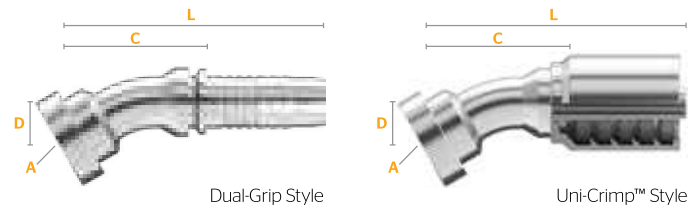
### COMPATIBLE HOSE:

SR13	SR15	S4SP
ARC13	ARC15	S4SH

For a detailed list, please refer to your Crimp Specifications Manual.

## Code 61 Flange (SAE J518)

30° Elbow



### Uni-Crimp™ Style

Part Number	Product Number	SAP Number											
			Hose ID	Flange Size	Flange Diameter (A)		Drop (D)		Cut-Off (C)		Length (L)		Skive Type*
			in.		in.	mm	in.	mm	in.	mm	in.	mm	
S6-FL30-3232	30335-3232	20788101	2	2	2.81	71.4	1.26	32.0	5.709	145.0	9.637	244.8	NS

\*NS=Non-Skive

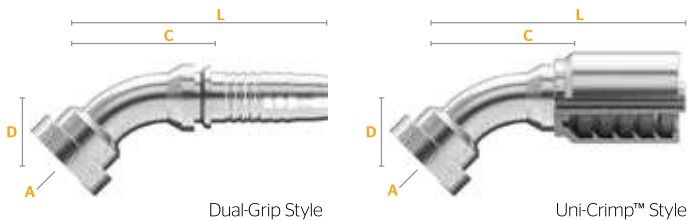
### Dual-Grip Style

Part Number	Product Number	SAP Number	Hose ID	Flange Size	Flange Diameter (A)		Drop (D)		Cut-Off (C)		Length (L)		Skive Type*
					in.	mm	in.	mm	in.	mm	in.	mm	
DG-FL30-3232	16335-3232	20297539	2	2	2.81	71.4	1.28	32.5	5.87	149.0	9.69	246.0	DG

\*DG=Dual-Grip

## Code 61 Flange (SAE J518)

45° Elbow



### Uni-Crimp™ Style

Part Number	Product Number	SAP Number											
			Hose ID	Flange Size	Flange Diameter (A)		Drop (D)		Cut-Off (C)		Length (L)		Skive Type*
			in.		in.	mm	in.	mm	in.	mm	in.	mm	
S6-FL45-2424	30340-2424	20307988	1½	1½	2.37	60.3	1.69	43.0	4.37	111.0	7.64	194.0	NS
S6-FL45-3232	30340-3232	20788104	2	2	2.81	71.4	2.21	56.0	6.10	155.0	10.03	254.8	NS

\*NS=Non-Skive

### Dual-Grip Style

Part Number	Product Number	SAP Number	Hose ID	Flange Size	Flange Diameter (A)		Drop (D)		Cut-Off (C)		Length (L)		Skive Type*
					in.	mm	in.	mm	in.	mm	in.	mm	
DG-FL45-2424	16340-2424	20242449	1½	1½	2.37	60.3	1.69	43.0	4.09	104.0	7.68	195.0	DG
DG-FL45-3232	16340-3232	20242294	2	2	2.81	71.4	2.13	54.0	5.43	138.0	9.25	235.0	DG

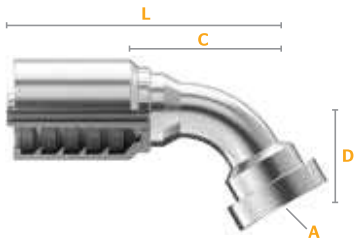
\*DG=Dual-Grip



Download the **MyCrimp App** for more information.

## Section 3 S6 + DG Fittings

## FITTINGS

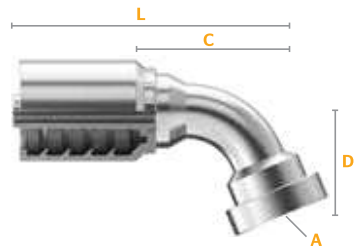


## Code 61 Flange (SAE J518)

60° Elbow

Part Number	Product Number	SAP Number											Skive Type*
			Hose ID	Flange Size	Flange Diameter (A)		Drop (D)		Cut-Off (C)		Length (L)		
			in.		in.	mm	in.	mm	in.	mm	in.	mm	
S6-FL60-3232	30345-3232	20788105	2	2	2.81	71.4	3.268	83.0	5.709	145.0	9.637	244.8	NS

\*NS=Non-Skive



## Code 61 Flange (SAE J518)

67° Elbow

Part Number	Product Number	SAP Number											Skive Type*
			Hose ID	Flange Size	Flange Diameter (A)		Drop (D)		Cut-Off (C)		Length (L)		
			in.		in.	mm	in.	mm	in.	mm	in.	mm	
S6-FL67-3232	30347-3232	20293322	2	2	2.81	71.4	3.819	97.0	6.30	160.0	10.23	259.8	NS

\*NS=Non-Skive

### FITTINGS



## Section 3 S6 + DG Fittings

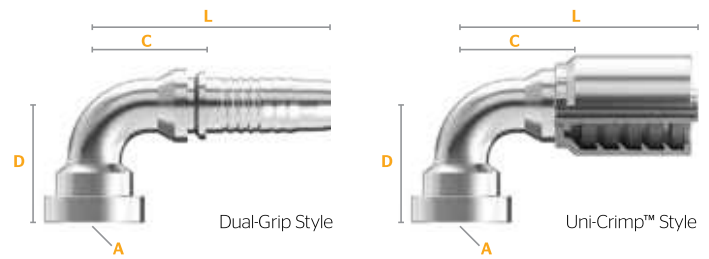
#### COMPATIBLE HOSE:

SR13	SR15	S4SP
ARC13	ARC15	S4SH

For a detailed list, please refer to your Crimp Specifications Manual.

## Code 61 Flange (SAE J518)

90° Elbow



### Uni-Crimp™ Style

Part Number	Product Number	SAP Number	Flange		Flange Diameter (A)		Drop (D)		Cut-Off (C)		Length (L)		Skive Type*
			Hose ID	Flange Size	in.	mm	in.	mm	in.	mm	in.	mm	
S6-FL90-2424	30350-2424	20308022	1 ½	1 ½	2.37	60.3	3.66	93.0	4.06	103.0	7.32	186.0	NS
S6-FL90-3232	30350-3232	20308023	2	2	2.81	71.4	5.433	138.0	5.71	145.0	9.639	168.6	NS

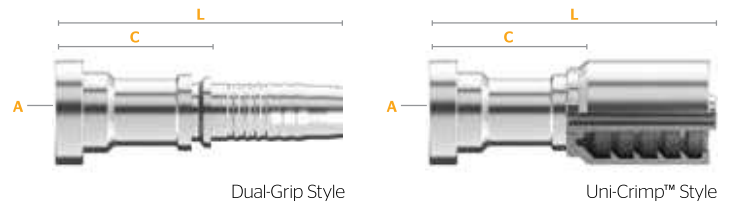
\*NS=Non-Skive

### Dual-Grip Style

Part Number	Product Number	SAP Number	Flange		Flange Diameter (A)		Drop (D)		Cut-Off (C)		Length (L)		Skive Type*
			Hose ID	Flange Size	in.	mm	in.	mm	in.	mm	in.	mm	
DG-FL90-2424	16350-2424	20242524	1 ½	1 ½	2.37	60.3	3.66	93.0	3.78	96.0	7.36	187.0	DG
DG-FL90-3232	16350-3232	20242525	2	2	2.81	71.4	5.12	130.0	5.28	134.0	9.09	231.0	DG

\*DG=Dual-Grip

## Code 62 Flange (SAE J518)



### Uni-Crimp™ Style

Part Number	Product Number	SAP Number	Flange		Flange Diameter (A)		Cut-Off (C)		Length (L)		Skive Type*
			Hose ID	Flange Size	in.	mm	in.	mm	in.	mm	
S6-FH-2424	30300-2424	20241758	1 ½	1 ½	2.50	63.5	2.99	76.0	6.26	159.0	NS
S6-FH-2432	30300-2432	20241756	1 ½	2	3.13	79.4	3.46	88.0	6.73	171.0	NS
S6-FH-3224	30300-3224	20788098	2	1 ½	2.50	63.5	2.99	76.0	6.92	175.8	NS
S6-FH-3232	30300-3232	20241748	2	2	3.13	79.4	2.87	73.0	7.24	184.0	DG

\*NS=Non-Skive DG=Dual-Grip

### Dual-Grip Style

Part Number	Product Number	SAP Number	Flange		Flange Diameter (A)		Cut-Off (C)		Length (L)		Skive Type*
			Hose ID	Flange Size	in.	mm	in.	mm	in.	mm	
DG-FH-2424	16300-2424	20242308	1 ½	1 ½	2.50	63.5	2.26	57.5	6.30	160.0	DG
DG-FH-2432	16300-2432	20242796	1 ½	2	3.13	79.4	2.74	69.5	6.77	172.0	DG
DG-FH-3232	16300-3232	20254307	2	2	3.13	79.4	2.87	73.0	7.24	184.0	DG

\*DG=Dual-Grip



Download the **MyCrimp App** for more information.

## Section 3 S6 + DG Fittings

## FITTINGS